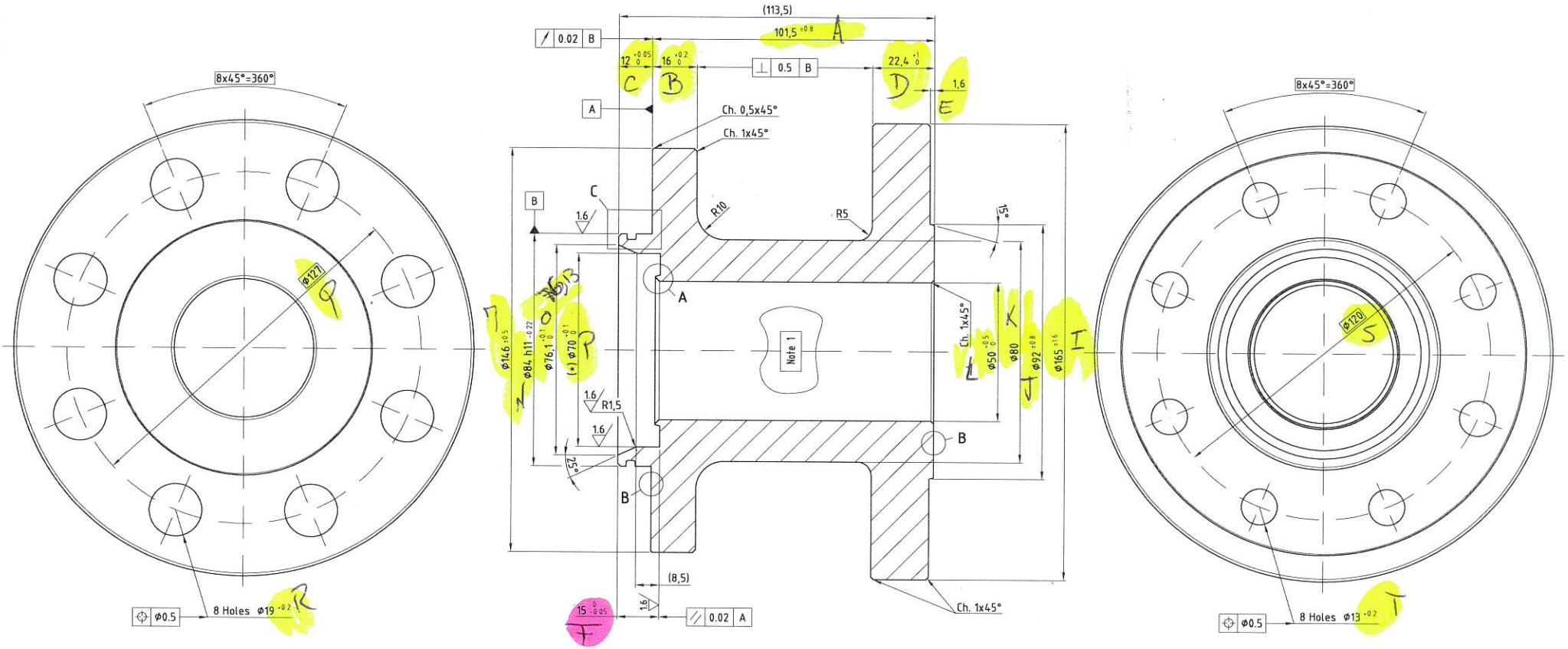

VER COTA F
ACABADO Y COTAS

(*) Tolerance: ◎ Ø0.05 B

Note 1: Zone for heat numbers and type of material

Sharp edges to be removed

6.3 (1.6 / 6.3 5)

Detail A

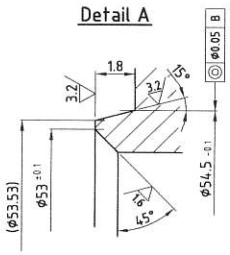

Detail B

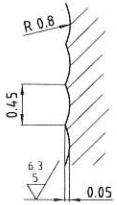

Detail C

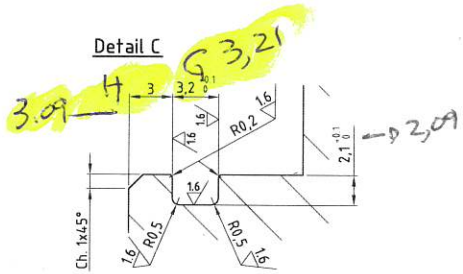

DIN 7168 Part 1: General Tolerances in length & angular measures

precision degree		Nominal measures							
		0.5 to 3	3 to 6	6 to 30	30 to 120	120 to 400	400 to 1000	1000 to 2000
S (rough)	permissible deviations	±0.5	±0.2	±0.5	±0.8	±1.2	±2	±3

DIN 7168 Part 2: General tolerances of shape

precision degree		Nominal measures					
		0.5 to 6	6 to 30	30 to 120	120 to 400	400 to 1000	1000 to 2000
S	Angularity tolerances	±0.2	±0.2	±0.4	±0.6	±0.8	±1.0

DIN 7168 Part 2: General tolerances of position

precision degree		
T	Concentricity and axial run	±0.5

0	First issue	4-6-25	M.C.C.	DG	J.R.	Admis. dif. with sizes without tolerances DIN 7168 Rough	Surface	Scale: 1:1	Weight: 6,24 Kg	Pos.: 2
Rev.	Modification	Date	Done	Chk.	App.			Material: Your order Pattern nº.:		

	Date	Name
Drawn	4-6-25	M.C.C.
Check	4-6-25	DG
Appro.	4-6-25	J.R.

JC VALVES

JC Fábrica de Válvulas, S.A.U.
08830 Sant Boi de Llobregat (Spain)
Tel. + (34) 936 54 86 94
e-mail: technical@jc-valves.com

BODY CONNECTOR

FIG.530B DN-2" Class-300

QH

Drawing nº.: L530B50QH (0)

Subs.: Subs. by:

This drawing is our property. It is strictly forbidden to use the drawing, to give it to third parties or to reproduce it totally or partially without our permission.