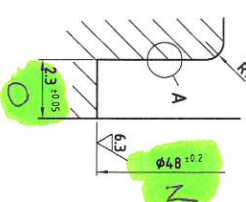
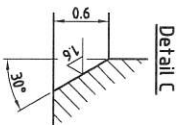
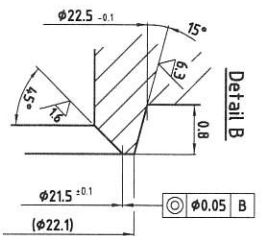
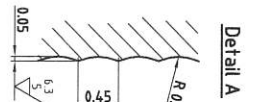
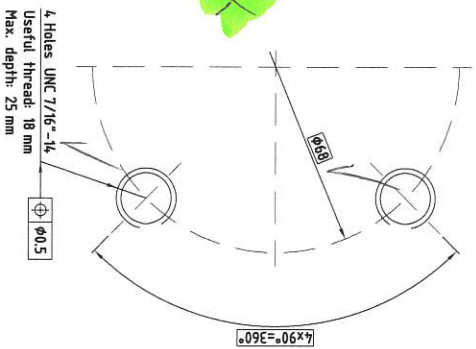
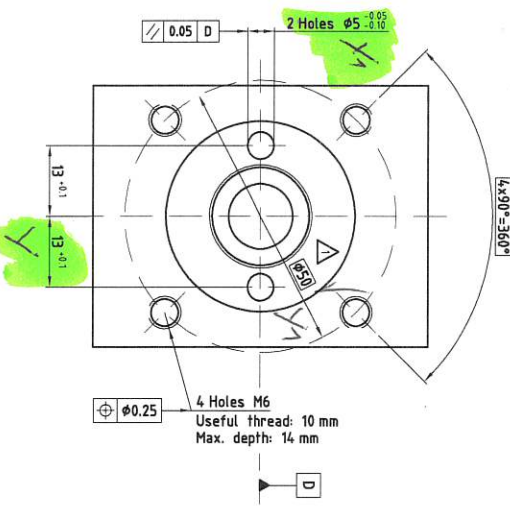
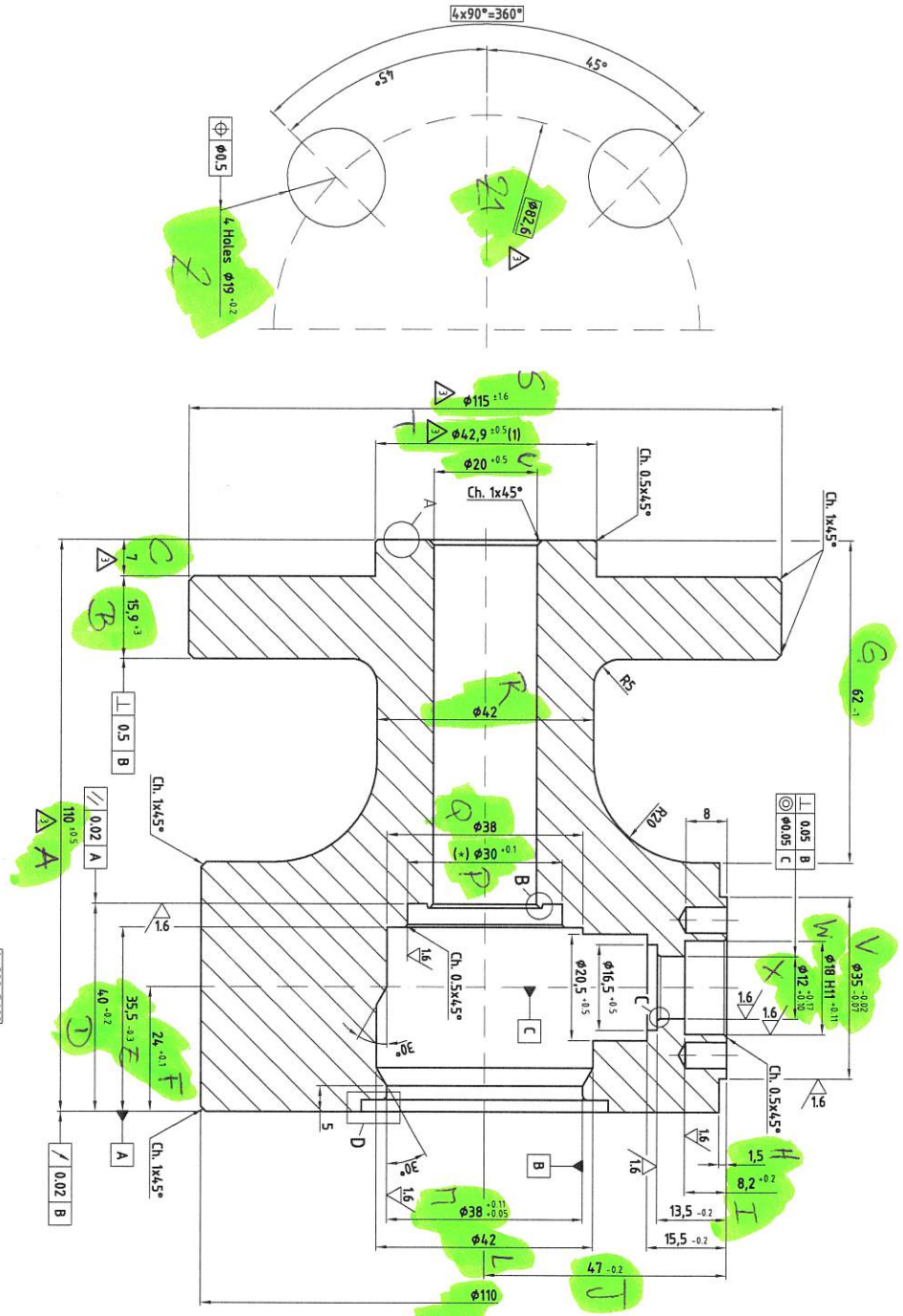
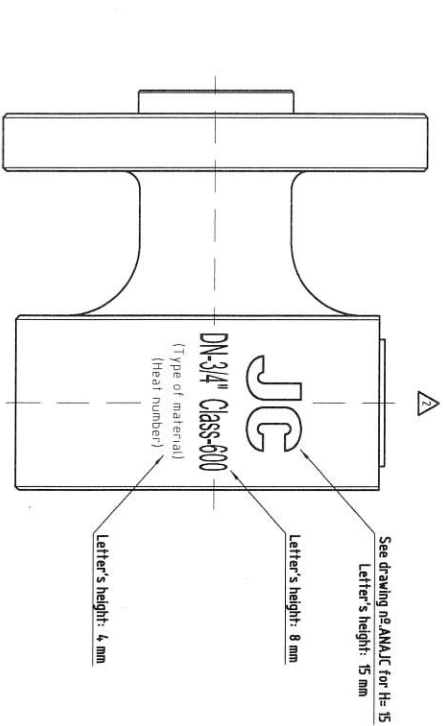


DN 7188 Part 2		General tolerances of position		General tolerances of shape		General tolerances in length & angular measures	
precision degree	subscript	precision degree	subscript	precision degree	subscript	precision degree	subscript
0.5		0.5		0.5		0.5	



(\*) When starting from RS version, machine only this area

(\*) Tolerance:  $\varnothing 0.05$  B  
 Non-dimensioned radius = 2 mm  
 Sharp edges to be removed

Rev.	Modification	Date	Name	Scale	Weight	Pos.
0	Initial	10-05-18	J.C. Caldeira	1:1	---	1
1	Change	10-05-18	J.C. Caldeira	1:1	---	1
2	Change	10-05-18	J.C. Caldeira	1:1	---	1
3	Change	10-05-18	J.C. Caldeira	1:1	---	1

Material: Your order  
 Pattern n°:  
 Scale: 1:1  
 Weight: --- Kg  
 Pos.: 1

BODY  
 FIG.560B DN-3/4" Class-600  
 Drawing n°: C560B20  
 Sheet