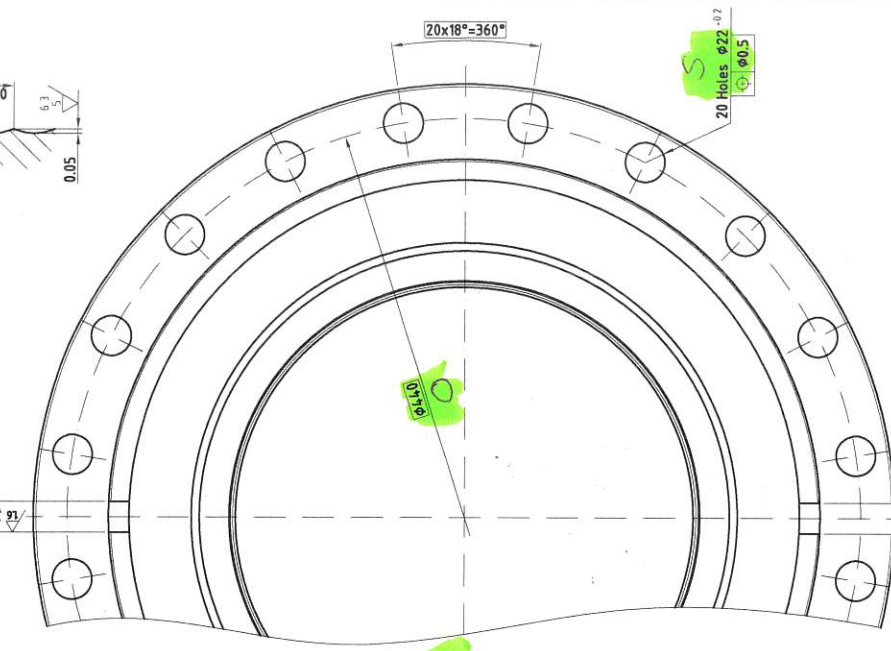
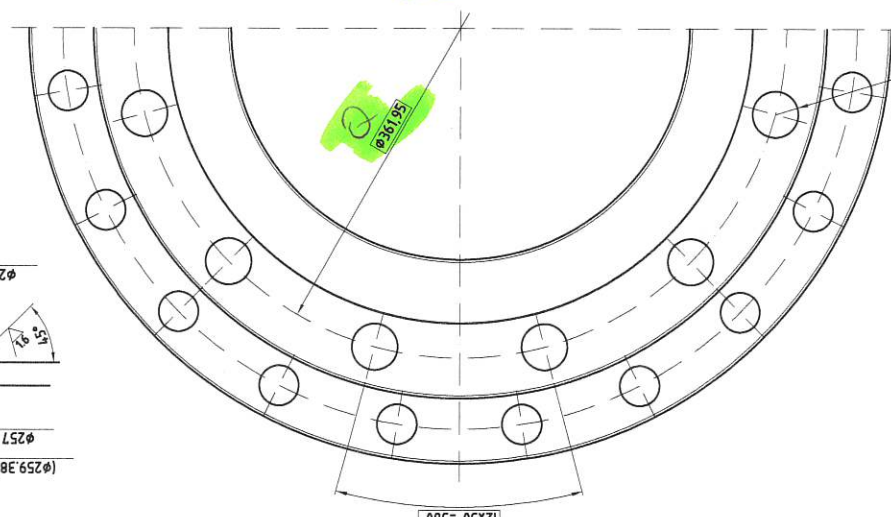
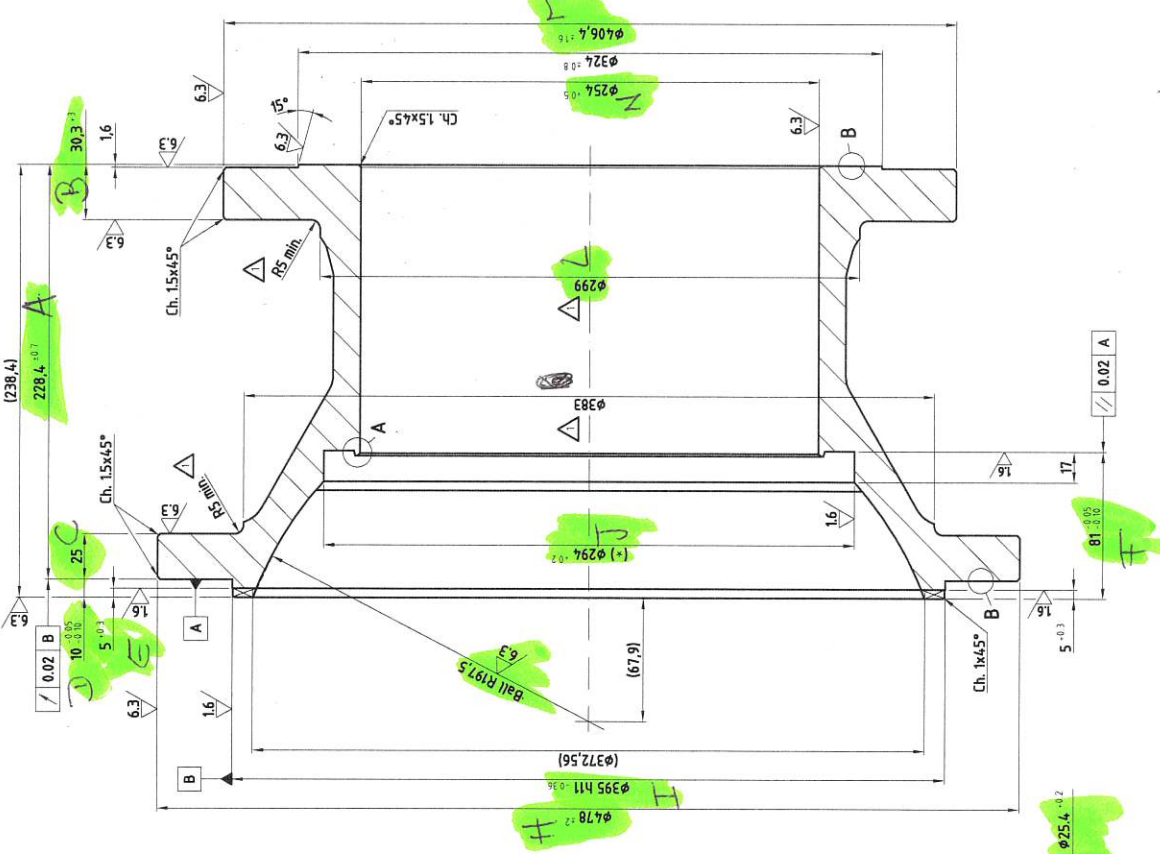


(\*) These grooves should be to 90° with respect to the marks.



(\*) Tolerance:  $\varnothing 0.05$  B  
 Sharp edges to be removed  
 $\sqrt[6.3]{3.2 / 1.6 / 0.5}$



		Surface: Material: Your order Pattern n°: 51852		Scale: 1:2 Weight: Pos.: 2
Areas: all with steel without tolerances		Name: Date: Drawn: 23-05-07 J. Urbano Checked: 23-05-07 J. Rubio Norm:		Drawing n°: L1515A250 Subst.: L1515A250 Rev 0 Subs. by:
Body Connector FIG. 1515 DN-10" Class-150		JCV valves Fabricación de válvulas, s.a. C/ Ferri 10 48900 Sagunto (Valencia) Spain www.jcv.com		Sheet Drawing n°: L1515A250 Subs. by:
Rev. / Modification Date Name		Date Name		Sheet

This drawing is our property and is strictly forbidden to use the drawing, to give it, to third parties or to reproduce it, totally or partially, without our permission.